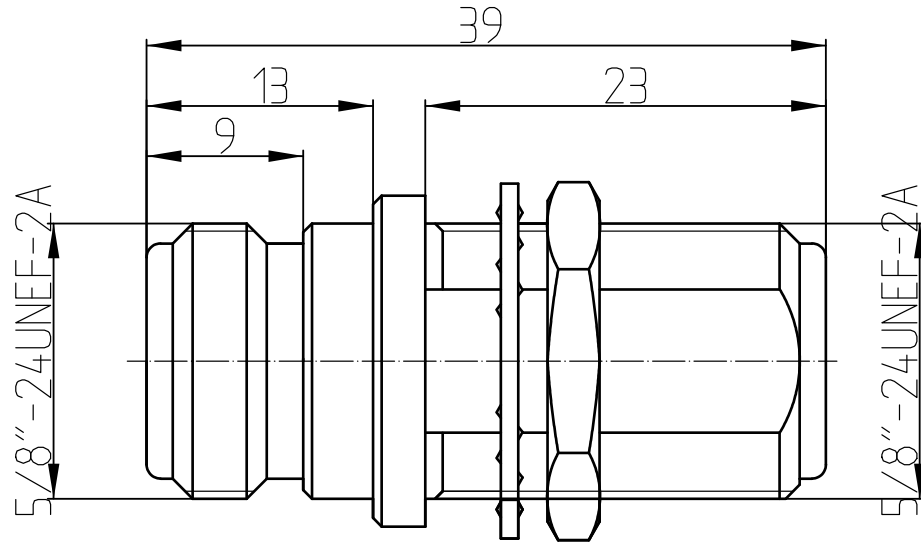
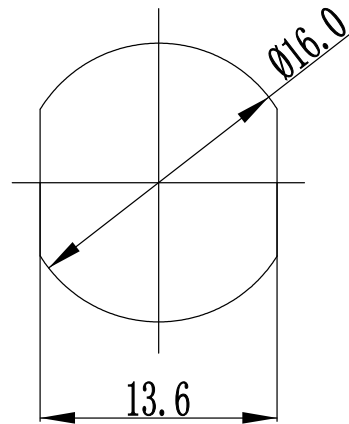


This document contains proprietary information and such information may not be disclosed to others for any purposes, not used for sales/marketing/procurement purposes without written permission

REV	DESCRIPTION OF REVISION	ECN NO.	BY	DATE	APPROVED
A	Initial Release	—	T. Shihua	17/12/14	17/12/14




Mounting Hole



- 1 Electrical
 - 1.1 Impedance: 50 Ω
 - 1.2 Frequency: 0-11GHz
- 2 Environmental
 - 2.1 Temperature -45° to 125°
 - 2.2 RoHs compliant
- 3 Material&Finish
 - 3.1 Inner Contact: Phosphor Bronze, gold plated
 - 3.2 Outer Contact: brass, nickel plated
 - 3.3 Insulators: PTFE
 - 3.4 Nut: Brass, nickel plated
 - 3.5 Washer: Bronze, nickel plated

Notes:

- 1. ALL SPECIFICATIONS ARE SUBJECT TO CHANGE NOTICE AT ANY TIME
- 2. CUSTOMER OUTLINE DRAWING FOR REFERENCE ONLY

DRAWN : T. Shihua 17/12/14 ENGINEER: C. Tao 17/12/14 APPROVED : W. Qiang 17/12/14	TITLE: RF Coaxial Connector N Female to Female Bulkhead adapter	 www.trf.com
TOLERANCES UNLESS OTHERWISE SPECIFIED X ± 0.50 .X ± 0.20 .XX ± 0.10 ANGLES $\pm 1^\circ$	PART NO: N-KYK3	SIZE: A4 SCALE: N/A SHEET: 1/1 REV: A

A
B

A
B