

This document contains proprietary information and such information may not be disclosed to others for any purposes, not used for sales/marketing/procurement purposes without written permission

REV	DESCRIPTION OF REVISION	ECN NO.	BY	DATE	APPROVED
A	Initial Release		T. Shihua	1/8/14	1/8/14

1 Electrical

- 1.1 Impedance: 50 Ω
- 1.2 Frequency: DC-40GHz
- 1.3 VSWR: 1.25:1

2 Mechanical&Environmental

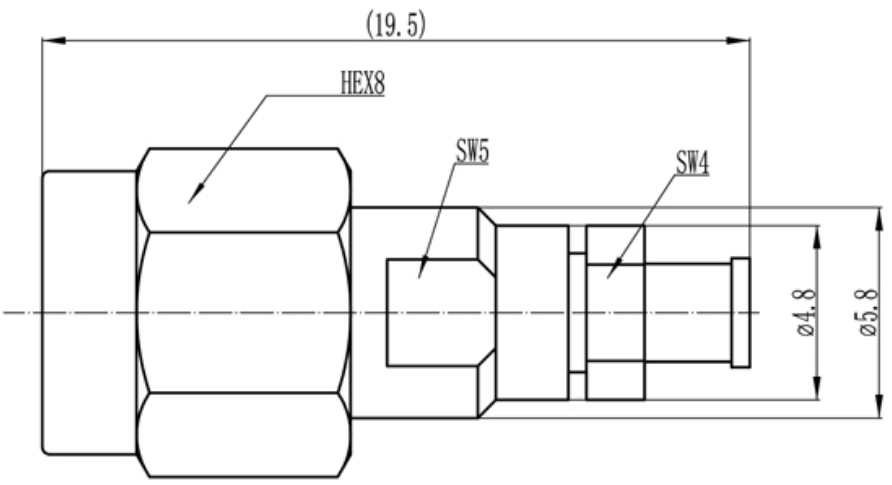
- 2.1 Temperature range -45° C ~+85° C
- 2.2 Durability(matings) >500
- 2.3 RoHs Compliant Yes

3 Material&Finish

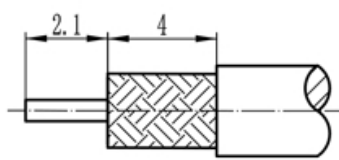
- 3.1 Pin contact: Beryllium-Copper, gold plated
- 3.2 Body: Stainless Steel(SU303), Passivated
- 3.3 Insulators: PEI

4 Interface Standards

- 4.1 2.92 MIL-STD-348A





Stripping Dimension



Notes:

- 1. ALL SPECIFICATIONS ARE SUBJECT TO CHANGE NOTICE AT ANY TIME
- 2. CUSTOMER OUTLINE DRAWING FOR REFERENCE ONLY

DRAWN : T. Shihua 1/8/14		TITLE:		 www.terukal.com	
ENGINEER: C. Tao 1/8/14		Precision RF Connector			
APPROVED : W. Qiang 1/8/14		2.92 Male Conn. for Gore3657 Cable		 DIMENSION IN MILLIMETERS (mm)	
TOLERANCES UNLESS OTHERWISE SPECIFIED		PART NO: 2.92-J3657G		SIZE: A4	SCALE: N/A
X ±0.50				SHEET: 1/1	REV: A
.X ±0.20					
.XX ±0.10					
ANGLES ±1°					