

This document contains proprietary information and such information may not be disclosed to others for any purposes,  
not used for sales/marketing/procurement purposes without written permission

REV	DESCRIPTION OF REVISION	ECN NO.	BY	DATE	APPROVED
A	Initial Release	—	T. Shihua	1/8/14	1/8/14

### 1 Electrical

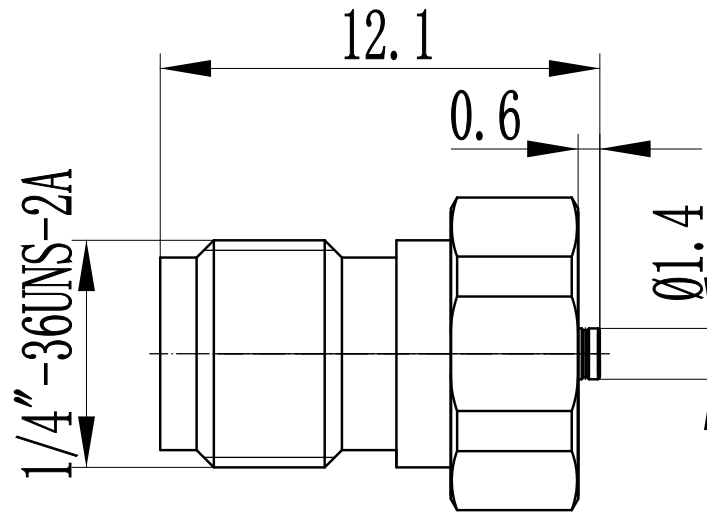
- 1.1 Impedance: 50 Ω
- 1.2 Frequency: DC-6GHz
- 1.3 VSWR: 1.20:1

### 2 Mechanical&Environmental

- 2.1 Temperature range -45°C ~+85°C
- 2.2 Durability(matings) >500
- 2.3 RoHs Compliant Yes



### 3 Material&Finish

- 3.1 Pin contact: Beryllium-Copper, gold plated
- 3.2 Body: Stainless Steel(SU303), Passivated
- 3.3 Insulators: Teflon



#### Notes:

- 1. ALL SPECIFICATIONS ARE SUBJECT TO CHANGE NOTICE AT ANY TIME
- 2. CUSTOMER OUTLINE DRAWING FOR REFERENCE ONLY

<b>DRAWN :</b> T. Shihua 1/8/14 <b>ENGINEER:</b> C. Tao 1/8/14 <b>APPROVED :</b> W. Qiang 1/8/14	<b>TITLE:</b> Precision Adapter SMA Female to U.FL 5 Male	 <a href="http://www.teruilai.com">www.teruilai.com</a>
TOLERANCES UNLESS OTHERWISE SPECIFIED X ±0.50 .X ±0.20 .XX ±0.10 ANGLES ±1°	<b>PART NO:</b> SMA/U.FL5-KJG	 DIMENSION IN MILLIMETERS (mm)
<b>SIZE:</b> A4	<b>SCALE:</b> N/A	<b>SHEET:</b> 1/1
<b>REV:</b> A		