

This document contains proprietary information and such information may not be disclosed to others for any purposes, not used for sales/marketing/procurement purposes without written permission

REV	DESCRIPTION OF REVISION	ECN NO.	BY	DATE	APPROVED
A	Initial Release	—	T. Shihua	18/02/14	18/02/14

1 Electrical data

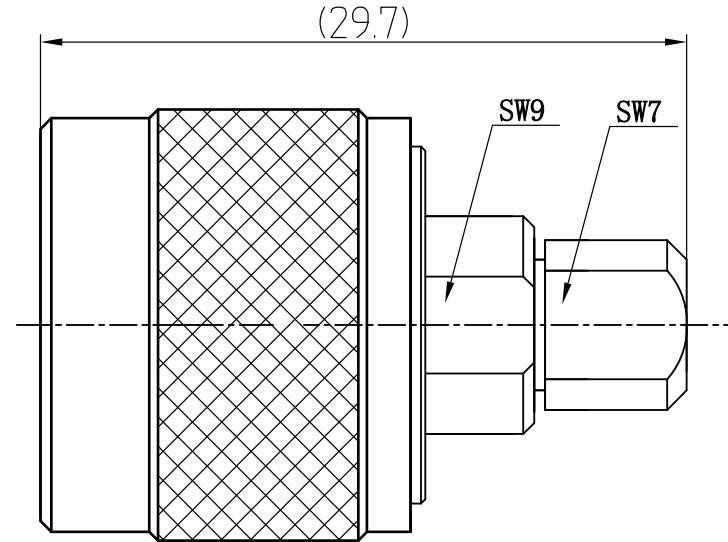
- 1.1 Impedance: 50 Ω
- 1.2 Frequency: DC-18GHz
- 1.3 VSWR 1.25:1

2 Mechanical data

- 2.1 Temperature range -45°C ~+85°C
- 2.2 Durability(matings) >500


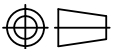
3 Material&Finish

- 3.1 Contact: Brass, gold plated
- 3.2 Body: Brass, Suco-plated
- 3.3 Insulators: PTFE
- 3.4 Cupling Nut: Brass, Suco-plated



Notes:

- 1. ALL SPECIFICATIONS ARE SUBJECT TO CHANGE NOTICE AT ANY TIME
- 2. CUSTOMER OUTLINE DRAWING FOR REFERENCE ONLY

DRAWN : T. Shihua 18/02/14 ENGINEER: C. Tao 18/02/14 APPROVED : W. Qiang 18/02/14	TITLE: RF Coaxial Connector N Male Straight Connector For .141 Cable Clamp Type	 www.trl-rf.com
TOLERANCES UNLESS OTHERWISE SPECIFIED X ±0.50 .X ±0.20 .XX ±0.10 ANGLES ±1°	PART NO: N-JB141A	 DIMENSION IN MILLIMETERS (mm)
SIZE: A4	SCALE: N/A	SHEET: 1/1 REV: A