

1

2

3

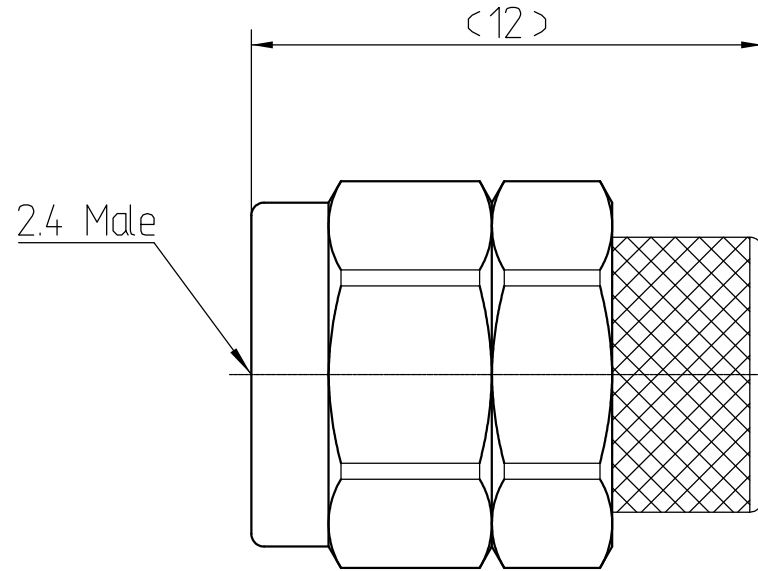
4

This document contains proprietary information and such information may not be disclosed to others for any purposes, not used for sales/marketing/procurement purposes without written permission

REV	DESCRIPTION OF REVISION	ECN NO.	BY	DATE	APPROVED
A	Initial Release	—	T. Haiyun	18/03/17	18/03/17

1 Electrical
 1.1 Impedence 50 Ω
 1.2 Frequency DC~50GHz
 1.3 VSWR 1.15:1

2 Materials&plating
 2.1 Body: Stainless Steel; Passivated
 2.2 Insulator: Pei
 2.3 Contact Pin: Beryllium-copper, gold plated
 2.4 Nut: Stainless Steel; Passivated



A



A

B

B

Notes:

- 1. ALL SPECIFICATIONS ARE SUBJECT TO CHANGE NOTICE AT ANY TIME
- 2. CUSTOMER OUTLINE DRAWING FOR REFERENCE ONLY

DRAWN: T. Haiyun 18/03/17 ENGINEER: C. Tao 18/03/17 APPROVED: W. Qiang 18/03/17 TOLERANCES UNLESS OTHERWISE SPECIFIED X ±0.50 .X ±0.20 .XX ±0.10 ANGLES ±1°	TITLE: RF TERMINATION 2.4mm Male Conn. Termination PART NO: 2.4-50JR	 www.rf-connector-china.com  DIMENSION IN MILLIMETERS (mm) SIZE: A4 SCALE: N/A SHEET: 1/1 REV: A
--	---	--

1

2

3

4