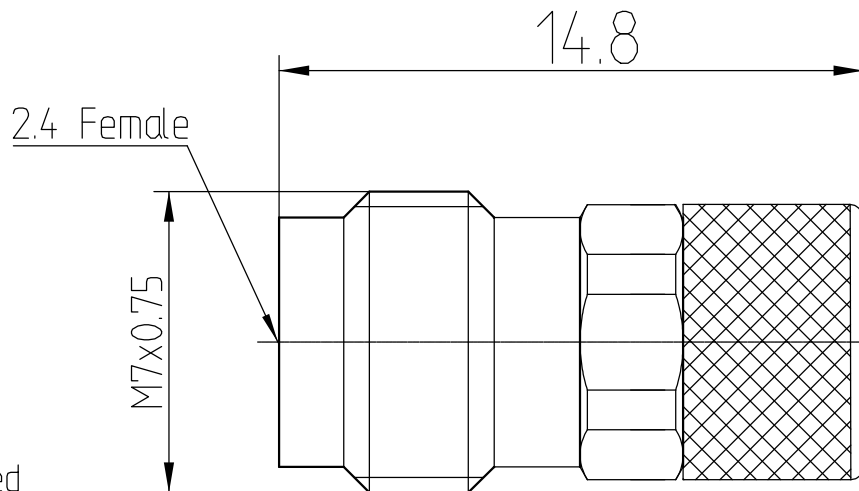


This document contains proprietary information and such information may not be disclosed to others for any purposes,
not used for sales/marketing/procurement purposes without written permission

REV	DESCRIPTION OF REVISION	ECN NO.	BY	DATE	APPROVED
A	Initial Release	—	T. Haiyun	18/03/17	18/03/17



- 1 Electrical
 - 1.1 Impedence 50 Ω
 - 1.2 Frequency DC ~50GHz
 - 1.3 VSWR 1.15:1

- 2 Materials&plating
 - 2.1 Body: Stainless Steel; Passivated
 - 2.2 Insulator: Pei
 - 2.3 Contact Pin: Beryllium-copper, gold plated



Notes:

- 1. ALL SPECIFICATIONS ARE SUBJECT TO CHANGE NOTICE AT ANY TIME
- 2. CUSTOMER OUTLINE DRAWING FOR REFERENCE ONLY

DRAWN: T. Haiyun 18/03/17 ENGINEER: C. Tao 18/03/17 APPROVED: W. Qiang 18/03/17 TOLERANCES UNLESS OTHERWISE SPECIFIED X ±0.50 .X ±0.20 .XX ±0.10 ANGLES ±1°	TITLE: RF TERMINATION 2.4mm Female Conn. Termination PART NO: 2.4-50KR	 www.rf-connector-china.com  DIMENSION IN MILLIMETERS (mm)
	SIZE: A4 SCALE: N/A SHEET: 1/1 REV: A	