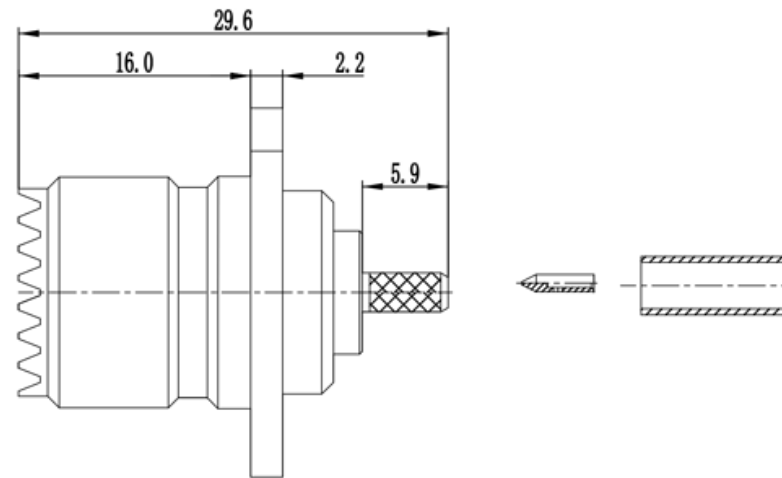
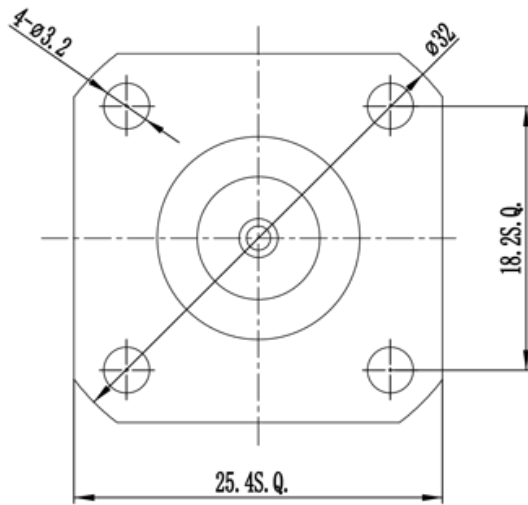


This document contains proprietary information and such information may not be disclosed to others for any purposes, not used for sales/marketing/procurement purposes without written permission

REV	DESCRIPTION OF REVISION	ECN NO.	BY	DATE	APPROVED
A	Initial Release	—	T. Shihua	17/02/14	17/02/14



1 Electrical

- 1.1 Frequency: DC-300MHz
- 1.2 Impedance: 50 Ω
- 1.3 Working voltage: ≤750V
- 1.4 Insulation resistance: ≥5000M Ω
- 1.5 Dielectric withstanding voltage: 2000V
- 1.6 Center contact resistance ≤ 5M Ω
- 1.7 Outer contact resistance ≤ 5M Ω



2 Material&Finish

- 2.1 Inner Contact: Phosphor bronze, gold plated
- 2.2 Outer Contact: Brass, nickel plated
- 2.3 Insulators: Teflon

3 Cable code: RG174/U

Notes:

- 1. ALL SPECIFICATIONS ARE SUBJECT TO CHANGE NOTICE AT ANY TIME
- 2. CUSTOMER OUTLINE DRAWING FOR REFERENCE ONLY

DRAWN: T. Shihua 17/02/14	TITLE: RF Coaxial Connector UHF Female Flange Conn. For RG316 Cable Crimp	 www.rf-connector-china.com				
ENGINEER: C. Tao 17/02/14						
APPROVED: W. Qiang 17/02/14		 DIMENSION IN MILLIMETERS (mm)				
TOLERANCES UNLESS OTHERWISE SPECIFIED X ±0.50 .X ±0.20 .XX ±0.10 ANGLES ±1°		PART NO: UHF-KF3Y	SIZE: A4	SCALE: N/A	SHEET: 1/1	REV: A