

This document contains proprietary information and such information may not be disclosed to others for any purposes, not used for sales/marketing/procurement purposes without written permission

REV	DESCRIPTION OF REVISION	ECN NO.	BY	DATE	APPROVED
A	Initial Release	—	T. Shihua	29/07/17	29/07/17

1 Electrical

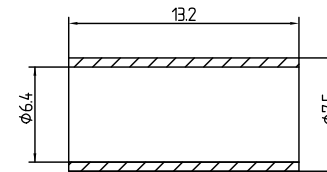
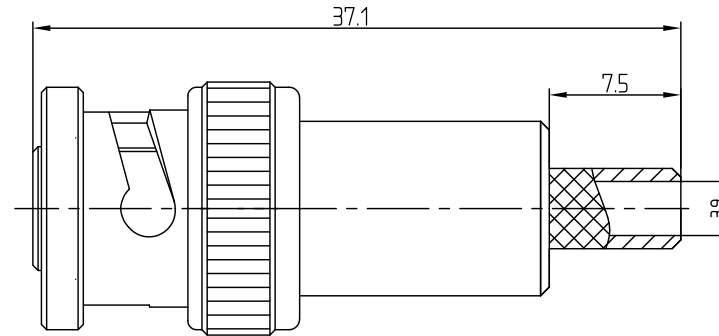
- 1.1 Impedence 50 Ω
- 1.2 Frequency DC-300MHz
- 1.3 Dielectric withstanding voltage 5KV rms, 50Hz(Depending on cable)
- 1.4 Working voltage(at sea level) 1.6KV rms, 50Hz(Depending on cable)
- 1.5 Insulation resistance $\geq 5000 \cdot 10^3 M\Omega$
- 1.3 Center contact resistance $\leq 2M\Omega$
- 1.4 Outer contact resistance $\leq 1M\Omega$
- 1.5 Corona extinction voltage $\geq 300V$ rms, 50Hz(Depending on cable)
(at 21000m)
- 1.9 Current rating continuous $\leq 10A$

2 Environmental&Mechanical

- 2.1 Temperature range -45℃~85℃
- 2.2 RoHs Compliant
- 2.3 Durability ≥ 500 cycles


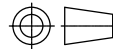
3 Materials&Finish

- 3.1 Body: Brass, Nickel plated
- 3.2 Insulator: Teflon
- 3.3 Contact Pin: Brass, gold plated
- 3.4 Housing: Brass, nickel plated
- 3.5 Crimp Ferrule: copper, nickel plated



Notes:

- 1. ALL SPECIFICATIONS ARE SUBJECT TO CHANGE NOTICE AT ANY TIME
- 2. CUSTOMER OUTLINE DRAWING FOR REFERENCE ONLY

DRAWN : T. Shihua 29/07/17 ENGINEER: C. Tao 29/07/17 APPROVED : W. Qiang 29/07/17	TITLE: RF Coaxial Connector MHV male Conn. For RG59 Cable	 www.trl-rf.com  DIMENSION IN MILLIMETERS (mm)
TOLERANCES UNLESS OTHERWISE SPECIFIED X ±0.50 .X ±0.20 .XX ±0.10 ANGLES ±1°	PART NO: MHV-75J6Y	
SIZE: A4		SCALE: N/A
SHEET: 1/1		REV: A