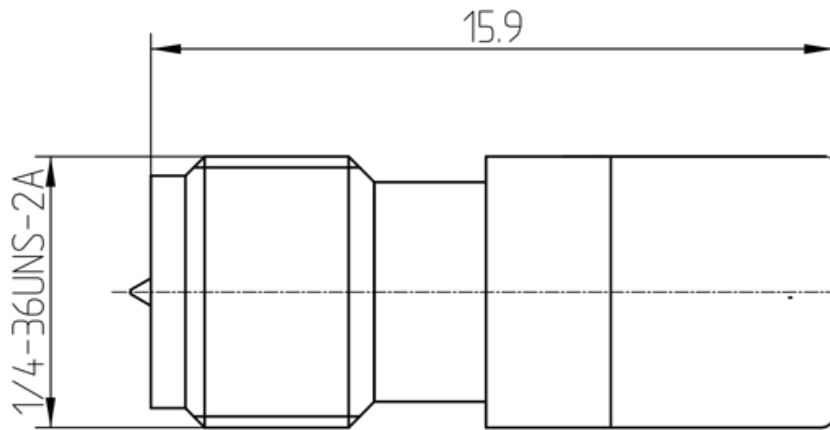


This document contains proprietary information and such information may not be disclosed to others for any purposes, not used for sales/marketing/procurement purposes without written permission



REV	DESCRIPTION OF REVISION	ECN NO.	BY	DATE	APPROVED
A	Initial Release	—	T. Haiyun	23/5/14	23/5/14



- 1 Electrical
 - 1.1 Impedance 50 Ω
 - 1.2 Frequency DC ~18GHz
 - 1.3 VSWR 1.30:1
- 2 Environmental&Mechanical
 - 2.1 Temperature range -40 $^{\circ}$ C ~+125 $^{\circ}$ C
 - 2.2 RoHs Compliant
 - 2.3 Durability >500 cycles
- 3 Materials&plating
 - 3.1 Body: Brass; gold plated
 - 3.2 Insulator: Teflon
 - 3.3 Contact Pin: Bronze, gold plated
 - 3.4 Nut: Brass; gold plated

Notes:

- 1. ALL SPECIFICATIONS ARE SUBJECT TO CHANGE NOTICE AT ANY TIME
- 2. CUSTOMER OUTLINE DRAWING FOR REFERENCE ONLY

DRAWN: T. Haiyun 25/5/14 ENGINEER: C. Tao 25/5/14 APPROVED: W. Qiang 25/5/14 TOLERANCES UNLESS OTHERWISE SPECIFIED X +0.50 X +0.20 XX +0.10 ANGLES $\pm 1^{\circ}$	TITLE: RF TERMINATION RPSMA Female Conn. Termination 1W PART NO: RPSMA-50JR	 www.rf-connector-china.com  DIMENSION IN MILLIMETERS (mm) SIZE: A4 SCALE: N/A SHEET: 1/1 REV: A
---	--	---