

This document contains proprietary information and such information may not be disclosed to others for any purposes, not used for sales/marketing/procurement purposes without written permission

REV	DESCRIPTION OF REVISION	ECN NO.	BY	DATE	APPROVED
A	Initial Release	—	T. Shihua	12/06/15	12/06/15

1 Electrical

- 1.1 Impedance: 50 Ω
- 1.2 Frequency: DC-18GHz
- 1.3 VSWR: 1.20:1

2 Mechanical&Environmental

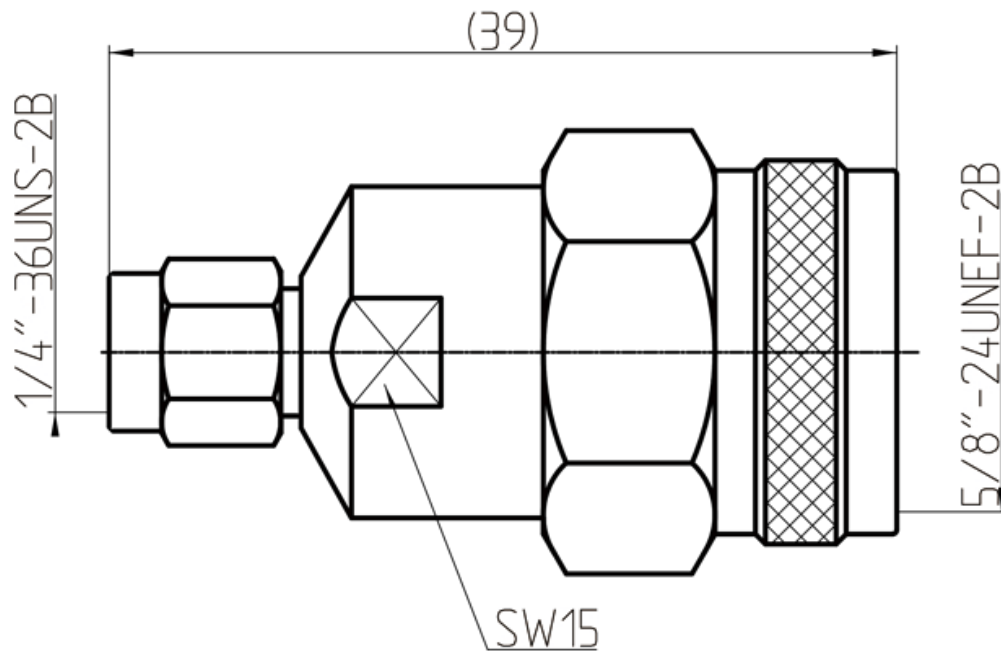
- 2.1 Temperature range -45°C ~+85°C
- 2.2 Durability(matings) >500
- 2.3 RoHs Compliant Yes

3 Material&Finish

- 3.1 Pin contact: Beryllium-Copper, gold plated
- 3.2 Body: Stainless Steel(SU303), Passivated
- 3.3 Insulators: PEI



4 Interface Standards

- 4.1 SMA MIL-STD-348A
- 4.2 N MIL-STD-348A



Notes:

- 1. ALL SPECIFICATIONS ARE SUBJECT TO CHANGE NOTICE AT ANY TIME
- 2. CUSTOMER OUTLINE DRAWING FOR REFERENCE ONLY

DRAWN : T. Shihua 12/06/15 ENGINEER: C. Tao 12/06/15 APPROVED : W. Qiang 12/06/15 TOLERANCES UNLESS OTHERWISE SPECIFIED X ±0.50 X ±0.20 XX ±0.10 ANGLES ±1°	TITLE: Precision Adapter N Male to SMA Male PART NO: N/SMA-JJG	 www.rf-connector-china.com  DIMENSION IN MILLIMETERS (mm)	
SIZE: A4	SCALE: N/A	SHEET: 1/1	REV: A