

This document contains proprietary information and such information may not be disclosed to others for any purposes,
not used for sales/marketing/procurement purposes without written permission

REV	DESCRIPTION OF REVISION	ECN NO.	BY	DATE	APPROVED
A	Initial Release	—	T. Shihua	1/8/14	1/8/14

1 Electrical

- 1.1 Impedance: 50 Ω
- 1.2 Frequency: DC-26.5GHz
- 1.3 VSWR: 1.25:1

2 Mechanical & Environmental

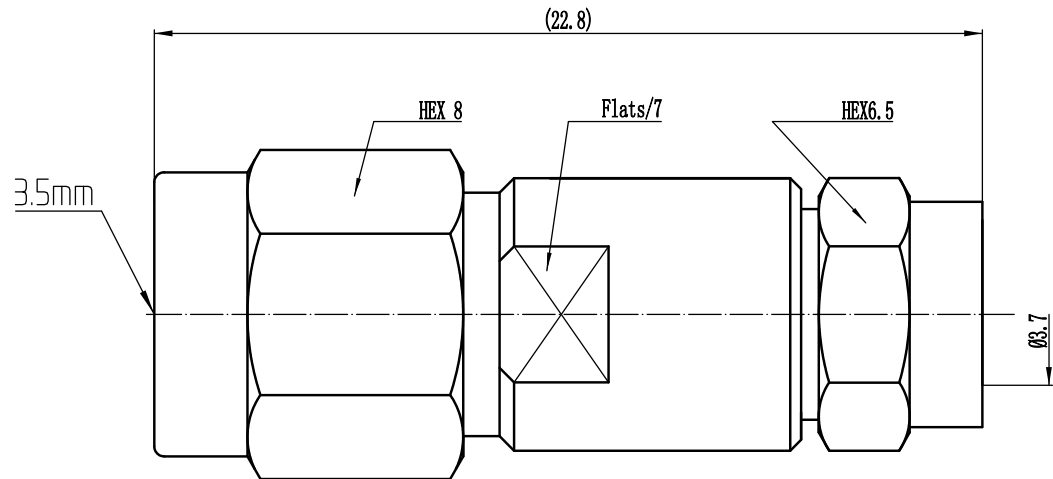
- 2.1 Temperature range -45°C ~ +85°C
- 2.2 Durability (matings) >500
- 2.3 RoHS Compliant Yes

3 Material & Finish

- 3.1 Pin contact: Beryllium-Copper, gold plated
- 3.2 Body: Stainless Steel (SU303), Passivated
- 3.3 Insulators: PEI


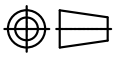
4 Interface Standards

- 4.1 3.5 IEC60169



Notes:

- 1. ALL SPECIFICATIONS ARE SUBJECT TO CHANGE NOTICE AT ANY TIME
- 2. CUSTOMER OUTLINE DRAWING FOR REFERENCE ONLY

DRAWN : T. Shihua 1/8/14 ENGINEER: C. Tao 1/8/14 APPROVED : W. Qiang 1/8/14	TITLE: Precision RF Connector 3.5 Male Conn. for Gore3506 Cable	 www.trl-rf.com
TOLERANCES UNLESS OTHERWISE SPECIFIED X ±0.50 .X ±0.20 .XX ±0.10 ANGLES ±1°	PART NO: 3.5-J3506AG	DIMENSION IN MILLIMETERS (mm) 
SIZE: A4	SCALE: N/A	SHEET: 1/1
REV: A		