

This document contains proprietary information and such information may not be disclosed to others for any purposes, not used for sales/marketing/procurement purposes without written permission

REV	DESCRIPTION OF REVISION	ECN NO.	BY	DATE	APPROVED
A	Initial Release	—	T.Shihua	2/6/16	2/6/16

1 Electrical

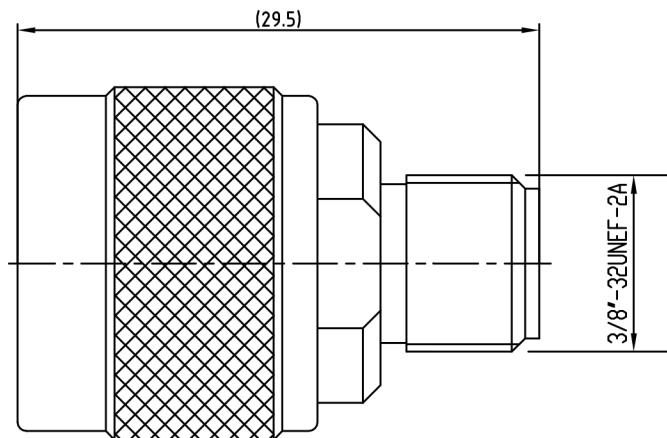
- 1.1 Impedance 50Ω
- 1.2 Frequency DC-2GHz
- 1.3 VSWR 1.3:1

2 Environmental&Mechanical

- 2.1 Temperature range -55℃~+165℃
- 2.2 RoHs Compliant
- 2.3 Durability >500 cycles



3 Materials&plating

- 3.1 Body: Brass, Nickel Plated
- 3.2 Insulator: Teflon
- 3.3 Contact Pin: Phosphor bronze, Gold plated



Notes:

- 1.ALL SPECIFICATIONS ARE SUBJECT TO CHANGE NOTICE AT ANY TIME
- 2.CUSTOMER OUTLINE DRAWING FOR REFERENCE ONLY

DRAWN: T.Shihua 2/6/16	TITLE: N/F-JK N male to F Female Adapter	 www.rf-connector-china.com		
ENGINEER: C.Tao 2/6/16				
APPROVED: W.Qiang 2/6/16				
TOLERANCES UNLESS OTHERWISE SPECIFIED X ±0.50 .X ±0.20 .XX ±0.10 ANGLES ±1°		 DIMENSION IN MILLIMETERS (mm)		
PART NO: TRL-NM-FF-9808	SIZE: A4	SCALE: N/A	SHEET: 1/1	REV: A