

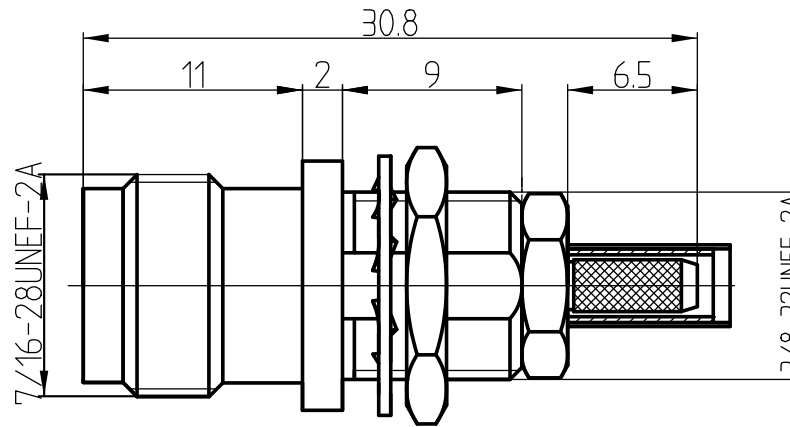
This document contains proprietary information and such information may not be disclosed to others for any purposes,  
not used for sales/marketing/procurement purposes without written permission

REV	DESCRIPTION OF REVISION	ECN NO.	BY	DATE	APPROVED
A	Initial Release	—	T.Haiyun	21/05/08	21/05/08

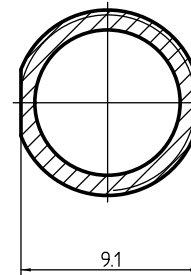
- 1 Electrical
- 1.1 Impedence: 50 Ω
  - 1.2 Frequency: DC~3GHz
  - 1.3 Dielectric withstanding voltage: 1500V(volts RMS)
  - 1.4 Center contact resistance: ≤ 1.5MΩ
  - 1.5 Outer contact resistance: ≤ 0.2MΩ
  - 1.6 Insulation resistance: ≥ 5000MΩ

- 2 Environmental&Mechanical
- 2.1 Temperature range: -40℃~+85℃
  - 2.2 RoHs Compliant
  - 2.3 Durability: >500 cycles

- 3 Materials&plating
- 3.1 Body: Brass; Nickel plated
  - 3.2 Insulator: Teflon
  - 3.3 Contact Pin: Bronze Gold plated
  - 3.4 Nut: Brass, Nickel plated
  - 3.5 Gasket: Silicon Rubber ( red color)
  - 3.6 Washer: Brass, Nickel plated





Mounting Hole



Notes:

- 1. ALL SPECIFICATIONS ARE SUBJECT TO CHANGE NOTICE AT ANY TIME
- 2. CUSTOMER OUTLINE DRAWING FOR REFERENCE ONLY

DRAWN : T.Haiyun 21/05/08 ENGINEER : C.Tao 21/05/08 APPROVED : W.Qiang 21/05/08 TOLERANCES UNLESS OTHERWISE SPECIFIED X ±0.50 .X ±0.20 .XX ±0.10 ANGLES ±1°	<b>TITLE:</b> RF Coaxial Connector TNC Female B/H Conn. for RG316 Cable PART NO: TNC-KY3YA	 <a href="http://www.tri-rf.com">www.tri-rf.com</a>  DIMENSION IN MILLIMETERS (mm)	
SIZE: A4	SCALE: N/A	SHEET: 1/1	REV: A